

LS55-NIR

Acousto-Optic Deflector

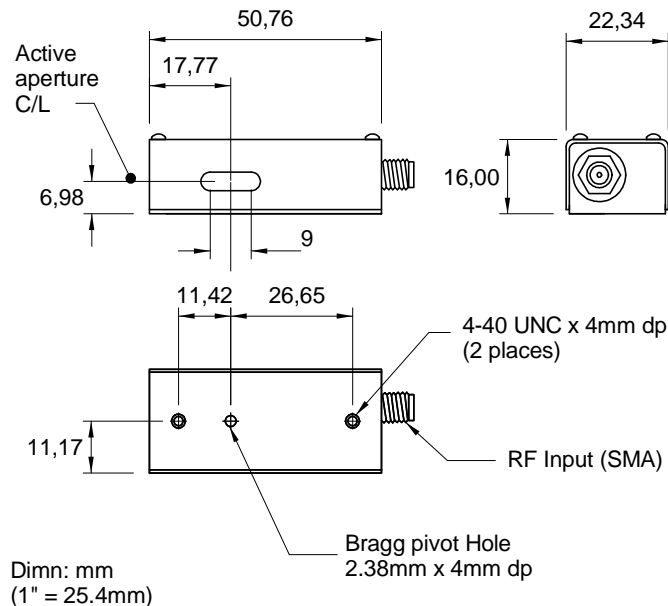
SPECIFICATIONS

Operating Wavelength:	750nm to 850nm
Interaction Material:	TeO ₂ (Slow Shear Mode)
Active Aperture:	2mm H x 7mm L
Centre Frequency (f _c):	80MHz
RF Bandwidth (Δf):	40MHz
Input Impedance:	50Ω (Nominal)
VSWR:	< 1.5 : 1 @ 80 MHz
Access Time (τ):	11.3μs
τΔf Resolution:	450 Spots
Laser Polarization:	RH Circular (Preferred) / Linear

PERFORMANCE vs. WAVELENGTH

Wavelength (nm):	750	850
RF Drive Power (Watts):	<1.0	<1.0
Bragg Angle (mrad @ 80MHz):	48.6	55.1
Beam Separation (mrad) @ 80 MHz:	97.2	110.0
Scan Angle (Degrees):	2.78°	3.15°
Diffraction Efficiency (% @ 80MHz):	≥80.0	≥80.0

OUTLINE DRAWING



ALL SPECIFICATIONS SUBJECT TO CHANGE WITHOUT NOTICE

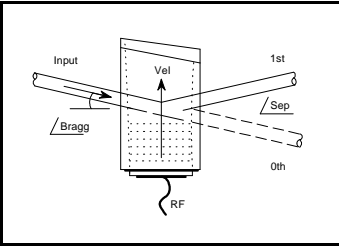
ISOMET CORP, 5263 Port Royal Rd, Springfield, VA 22151, USA.

Tel: (703) 321 8301 Fax: (703) 321 8546

E-mail: ISOMET@ISOMET.COM Web Page: WWW.ISOMET.COM

Quality Assured.

**In-house: Crystal Growth,
Optical Polishing,
A/R coating, Vacuum Bonding**



LS55-NIR

Acousto-Optic Deflector



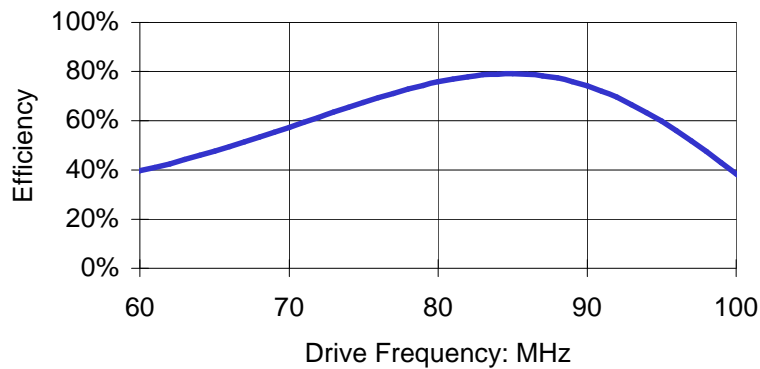
1106

Recommended Driver

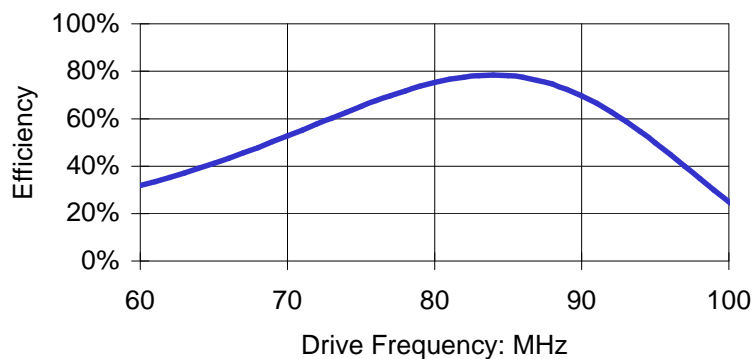
620C-80 (VARIABLE FREQUENCY & DIGITAL MOD'N)
 630C-80 (VARIABLE FREQUENCY & ANALOG MOD'N)

Typical First Order Diffraction Efficiency vs. Frequency Response

R.H. Circular Polarization
 (1/4 waveplate not provided)



Linear Polarization



ALL SPECIFICATIONS SUBJECT TO CHANGE WITHOUT NOTICE
 ISOMET CORP, 5263 Port Royal Rd, Springfield, VA 22151, USA.
 Tel: (703) 321 8301 Fax: (703) 321 8546
 E-mail: ISOMET@ISOMET.COM Web Page: WWW.ISOMET.COM

Quality Assured.
 In-house: Crystal Growth,
 Optical Polishing,
 A/R coating, Vacuum Bonding